



**SACHIN DEB BARMAN MEMORIAL GOVT.  
MUSIC COLLEGE  
LichubaganAgartala, Pin-799010**

***ANALYSIS OF  
STUDENT FEEDBACK ON SYLLABUS  
(2020-2021)***

**INTERNAL QUALITY ASSURANCE CELL (IQAC)  
Sachin Deb Barman Memorial Govt. Music College  
Lichubagan, Agartala.**



## **INTRODUCTION**

S.D.B.M. Govt. Music College is affiliated with Tripura University (A Central University). The college offers Bachelor of Music (BMus) and Diploma in Music (DMus) programmes in various disciplines of music. The college is following the curriculum designed by the Tripura University. The Internal Quality Assurance Cell of the college has been continuously working on the improvement and betterment of student learning experiences. In order to analyse the lag areas and scope for further improvement, feedback from various stakeholders have been collected. This report analyses the feedback collected from the students of the college on the syllabus being taught in the college.

## **DATA COLLECTION AND ANALYSIS**

A sincere effort was made to collect feedback from all the students of the college. To ensure a simple and transparent process of feedback collection and analysis, a Google Form was created and circulated among the students of the college through various WhatsApp groups of various departments. In total 61 responses were received. For the proper analysis of the data various useful statistical tools were used such as graphs, percentages, etc.

## **DETAILED ANALYSIS OF THE FEEDBACK**

### **1. STUDENTPROFILE :**

- **Name of the Students :** Following are the names of the student respondents who have given their feedback. In total 61 names of respondents were obtained –

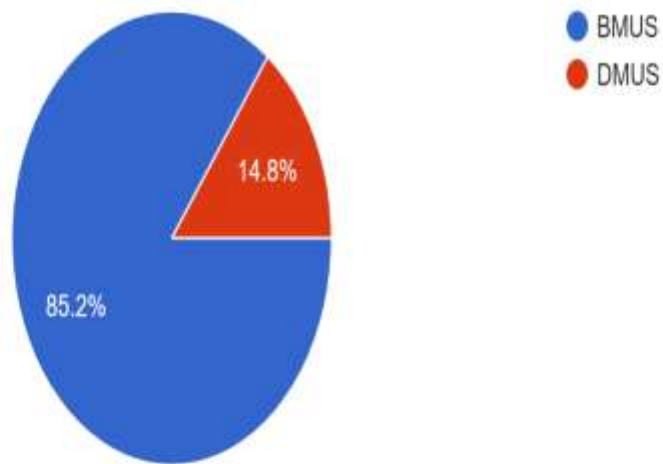
- ParmitaAich
- Debarati Chakraborty
- Jecydebbarma
- Susmasingha
- Priyanka banik
- Tina Debnath
- Mousumi Das
- Deb Das
- Suchismita Sengupta
- Subrata Nath
- Anamika Deb
- Nabanitabiswas
- Reshmi Das
- Baishaki Paul
- Shaili Choudhury

- Tania Sutradhar
- Manisha debdas
- Madan Kumar Debbarma
- Nandita shib
- ARIJIT BHATTACHARYA
- Shrabani Chakraborty
- Mrityika Das
- Priyanjalipaul
- Barnali Acharya
- Lija pal
- Debashree Das
- Susmita Majumder
- Dona Majumder
- Pragna Choudhury
- Sanjana singha
- Dipika Das
- Sumana Datta
- Nibeditasen
- Sangita Sen
- Trishita pal choudhuri
- Anima Rani shil
- Subrajyoti Dey
- Nandita Barman
- PayalDebbarma
- Sumitra Das
- Moumitachakraborty
- Suchanda Ghosh
- Reshma mandal
- Koushik nama
- Puja ghosh
- Sutapa Debnath
- Dipanjalibanik
- Susmita Das
- Babli Das
- Rimpi Nath
- SusmitaAcharjee
- Riya Acharjee
- Saumenkar
- Anik Datta
- Moumita Biswas
- Shilpi sarkar

➤ **Name of the Course you are studying in the College -**

Your Course

61 responses

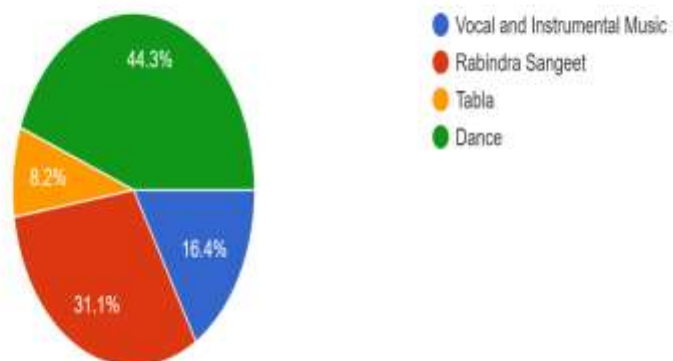


*Course wise classification of the Student Respondents*

➤ **Name of your Department –**

Your Department

61 responses



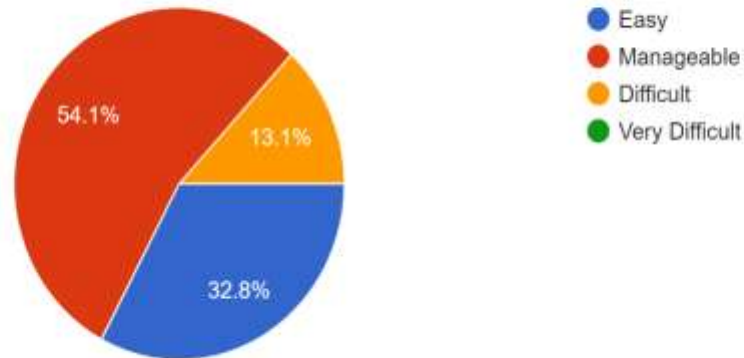
*Department wise classification of the Student Respondents*

## 2. STUDENT FEEDBACK ON SYLLABUS :

### ➤ What was the difficulty level of the syllabus?

1. What was the difficulty level of the syllabus?

61 responses



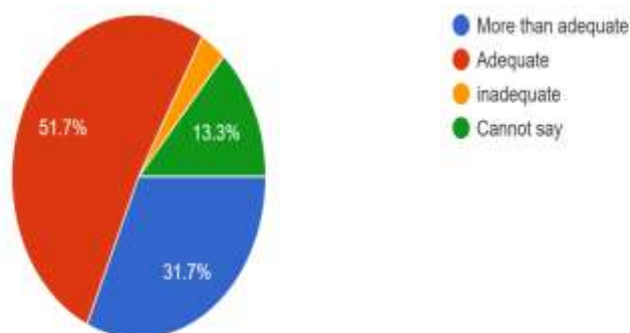
---

The above chart shows responses of the students on the difficulty level of the syllabus. Out of the 61 responses, 20 (32.8%) said the syllabus was easy, 33 (54.1%) said the syllabus was manageable and 08 (13.1%) said the syllabus was difficult.

### ➤ How much idea did you gather about the subject from the syllabus?

2. How much idea did you gather about the subject from the syllabus?

60 responses



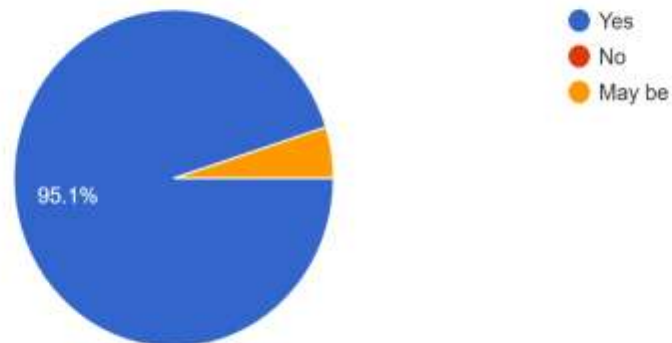
---

The above chart shows responses of the student on how much idea did they gather about the subject from the syllabus. Out of the 60 responses, 19 (31.7%) found it more than adequate, 31 (51.7%) found it adequate, 02 (3.3%) found it inadequate and 08 (13.3%) had no say.

➤ *Did the syllabus stimulate your interest in the subject?*

3. Did the syllabus stimulate your interest in the subject?

61 responses

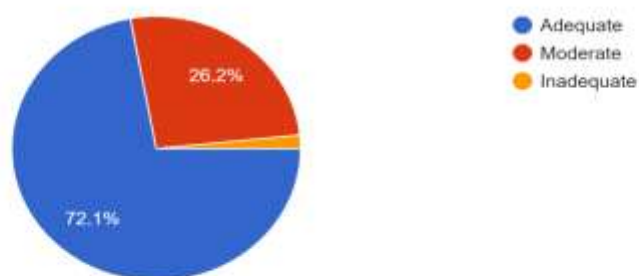


*The above chart shows responses of the students on whether the syllabus stimulated their interest in the subject. Out of the 61 responses, 58 (95.1%) replied in positive and 03 (4.9%) replied in negative.*

➤ *How much of the [ractical aspect of the subject was covered in the syllabus?*

4. How much of the practical aspect of the subject was covered in the syllabus?

61 responses

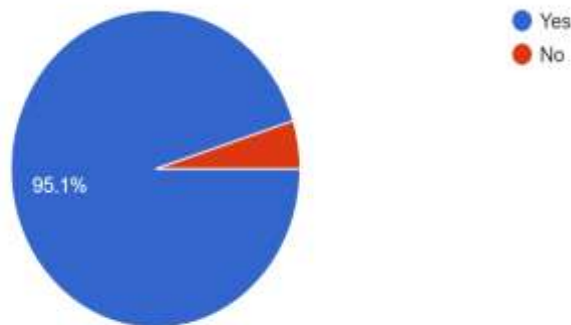


---

*The above chart shows responses of the students on how much of the practical aspect of the subject was covered in the syllabus. Out of the 61 responses, 44 (72.1%) replied that it was adequate, 16 (26.2%) replied moderate and 01 (1.6%) replied with inadequate*

➤ **Did the teacher cover the entire syllabus as prescribed by the University**

5. Did the teacher cover the entire syllabus as prescribed by the University?  
61 responses

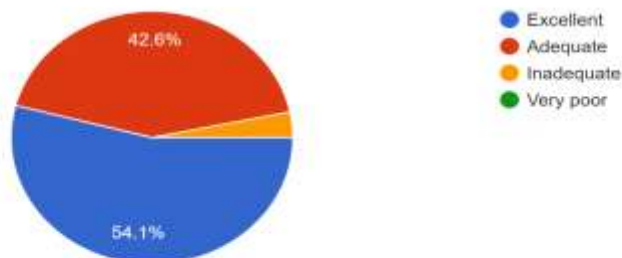


---

*The above chart shows responses of the students on whether the entire syllabus as prescribed by the University was covered by the teacher. Out of the 61 responses, 58 (95.1%) replied in positive and 03 (4.9%) replied in negative.*

➤ **What is your opinion about the availability of library materials for the course?**

6. What is your opinion about the availability of library materials for the course?  
61 responses



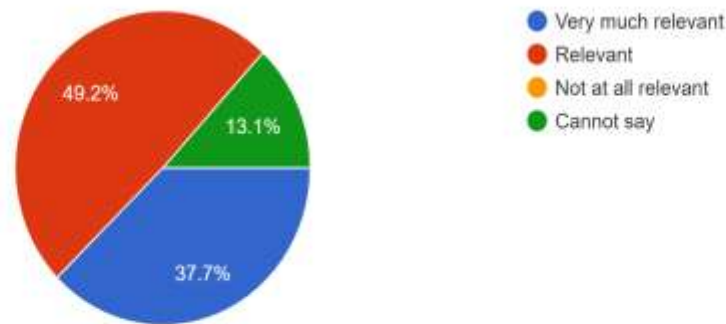
---

*The above chart shows opinion of the students about the availability of library materials for the course. Out of the 61 responses, 33 (54.1%) replied that it is excellent, 26(42.6%) replied adequate and 02 (3.3%) replied inadequate.*

➤ **What is your opinion about the relevance of the elective subjects to the specialized streams ?**

7. What is your opinion about the relevance of the elective subjects to the specialized streams?

61 responses

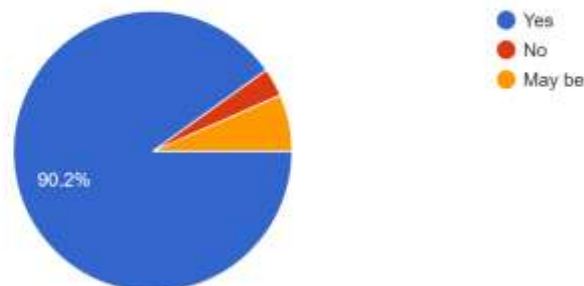


*The above chart shows opinion of the students on the relevance of the elective subjects to the specialised streams. Out of the 61 responses, 23 (37.7%) replied that it is very much relevant, 30 (49.2%) replied relevant and 08 (13.1%) did not give any opinion.*

➤ **Did the content of the syllabus achieve the objective of the course?**

8. Did the content of the syllabus achieve the objective of the course?

61 responses



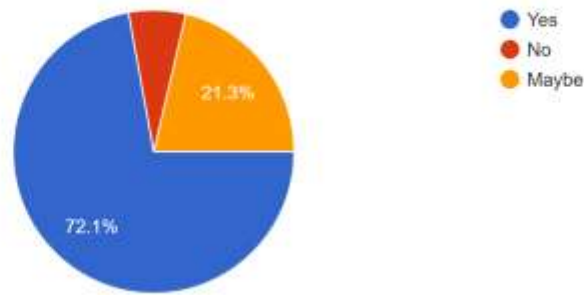
---

*The above chart shows responses of the students on whether the content of the syllabus achieve the objective of the course. Out of the 61 responses, 55 (91.2%) replied in positive, 02 (3.3%) replied in negative and 04 (6.6%) replied may be.*

➤ **Did the syllabus give you any idea about employability?**

9. Did the syllabus give you any idea about employability?

61 responses



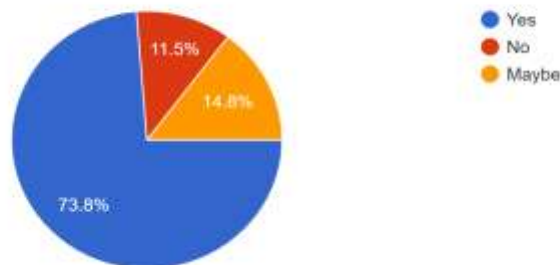
---

*The above chart shows the response of the students on whether the syllabus gave them any idea about employability. Out of the 61 responses, 44 (72.1%) replied in positive, 04 (6.6%) replied in negative and 13 (21.3%) replied may be.*

➤ **Did you acquire any professional skills from the curriculum?**

10. Did you acquire any professional skills from the curriculum?

61 responses

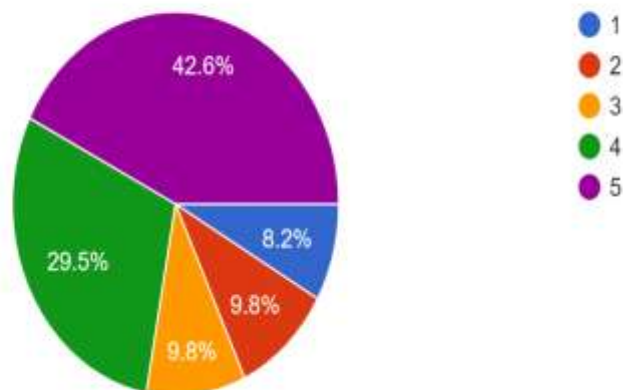


---

*The above chart shows the response of the students on whether did they acquire any professional skills from the curriculum. Out of the 61 responses, 45 (73.8%) replied in positive, 07 (11.5%) replied in negative and 09 (14.8%) replied may be.*

➤ Overall rating of the course

11. Overall rating of the syllabus  
61 responses



---

*The above chart shows the overall rating given by the responding students on the syllabus on a scale of 5 points. Out of the 61 responses, 26 (42.6%) gave 5 points, 18 (29.5%) gave 4 points, 06 (9.8%) gave 3 points, 06 (9.8%) gave 2 points and 05 (8.2%) gave 1 point.*

## **MAJOR OBSERVATIONS**

- ✓ It was found that majority of the respondents i.e., 54.1% found the difficulty level of the syllabus to be manageable..
- ✓ It was found that 51.7% of the students who responded gathered adequate ideas about the subject from the syllabus.
- ✓ The survey revealed that 95.1% of the respondents agreed that the curriculum stimulated their interest about the subject.
- ✓ Majority of the respondents – 72.1% found the syllabus adequate in respect of covering the practical aspect of the subject.
- ✓ A substantial number of respondents – 95.1% replied that the teachers of the college completed the entire syllabus.
- ✓ Majority of the respondents – 54.1% stated that the availability of library materials for the course was excellent.
- ✓ 49.2% of the student respondents stated that the elective courses are relevant to their specialised streams.
- ✓ 91.2% of the respondents stated that the content of the syllabus achieved the objective of the course.
- ✓ Maximum number of respondents – 72.1% gathered ideas about employability from the syllabus.
- ✓ 73.8% of the responding students acquired some sort of professional skills from the curriculum.
- ✓ Most of the students who gave their feedback –42.6% rated the syllabus 5 points in a scale of 5.

## **RECOMMENDATIONS**

The curriculum should be updated on a regular basis to meet the contemporary needs of the students. Recommendations may be sent to the affiliating university – Tripura University for the upgradation of the curriculum. While designing the new curriculum emphasis may be given on skill development and employability aspects.