

January - June 2017
2nd, 1st, 6th Sem.

4

TRIPURA UNIVERSITY
RESULT OF THE B.PUB (HONOURS) 5TH SEMESTER
Exam Held: Result Date: 07/08/2017

P/65


28/8/17
50/10
28/8/17

Result: A+ Grade A+

| RegNo | RollNo | CGPA | SGPA | SemAvgGrd | BackPapers |
|-------------|------------|------|------|-----------|------------|
| 2003-003178 | 1419010001 | 7.39 | 7.58 | A+ | |
| 2007-002531 | 1419010020 | 7.18 | 7.55 | A+ | |
| 2011-013887 | 1419010034 | 7.67 | 7.77 | A+ | |
| 2014-015367 | 1419010037 | 7.01 | 7.71 | A+ | |
| 2011-013896 | 1419010039 | 7.63 | 7.89 | A+ | |
| 1994-004047 | 1419010041 | 7.08 | 7.36 | A+ | |
| 2011-013890 | 1419010046 | 7.18 | 7.26 | A+ | |
| 2014-015375 | 1419010050 | 7.24 | 7.58 | A+ | |
| 2014-015385 | 1419010069 | 7.15 | 7.65 | A+ | |
| 2011-013897 | 1419010070 | 7.04 | 7.56 | A+ | |
| 2014-015386 | 1419010071 | 7.55 | 7.37 | A+ | |
| 2013-003781 | 1419010074 | 7.70 | 8.26 | D | |

A-Grade A

| RegNo | RollNo | CGPA | SGPA | SemAvgGrd | BackPapers |
|-------------|------------|------|------|-----------|------------|
| 2010-012211 | 1419010005 | 6.22 | 7.25 | A+ | |
| 2010-012213 | 1419010006 | 6.65 | 7.22 | A+ | |
| 2014-015352 | 1419010007 | 6.26 | 6.64 | A | |
| 2014-015353 | 1419010008 | 6.24 | 6.85 | A | |
| 2011-004209 | 1419010011 | 6.74 | 7.25 | A+ | |
| 2014-015355 | 1419010012 | 6.01 | 6.83 | A | |
| 2014-015357 | 1419010016 | 6.25 | 6.99 | A | |
| 2014-015358 | 1419010019 | 6.96 | 7.39 | A+ | |
| 2014-015359 | 1419010021 | 6.09 | 6.95 | A | |
| 2011-004291 | 1419010026 | 6.91 | 7.26 | A+ | |
| 2009-006686 | 1419010027 | 6.31 | 6.72 | A | |
| 2012-015961 | 1419010030 | 6.33 | 7.04 | A+ | |
| 2011-006550 | 1419010031 | 6.73 | 7.29 | A+ | |
| 2014-015368 | 1419010038 | 6.50 | 7.21 | A+ | |
| 2014-015372 | 1419010045 | 6.19 | 7.07 | A+ | |
| 2014-015374 | 1419010049 | 6.05 | 7.05 | A+ | |
| 2004-002409 | 1419010051 | 6.87 | 7.68 | A+ | |
| 2011-013878 | 1419010052 | 6.52 | 7.76 | A+ | |
| 2011-013866 | 1419010055 | 6.38 | 7.55 | A+ | |
| 2014-015382 | 1419010061 | 6.32 | 6.96 | A | |
| 2010-012224 | 1419010062 | 6.44 | 7.64 | A+ | |
| 2014-015383 | 1419010063 | 6.43 | 7.34 | A+ | |
| 2013-015599 | 1419010066 | 6.32 | 7.44 | A+ | |
| 2013-015602 | 1419010067 | 6.89 | 7.69 | A+ | |
| 2014-015384 | 1419010068 | 6.86 | 7.62 | A+ | |
| 2011-013847 | 1419010075 | 6.67 | 6.97 | A | |
| 2011-013882 | 1419010076 | 6.34 | 6.49 | A | |
| 2009-012382 | 1419010079 | 6.36 | 7.16 | A+ | |
| 2014-015389 | 1419010080 | 6.96 | 7.30 | A+ | |


Controller of Examinations

Result: B+-Grade B+

| RegnNo | RollNo | CGPA | SGPA | SemAvgGrd | BackPapers |
|-------------|------------|------|------|-----------|------------|
| 2014-015354 | 1419010009 | 5.85 | 7.14 | A+ | |
| 2011-010210 | 1419010023 | 5.98 | 6.57 | A | |
| 2014-015362 | 1419010029 | 5.63 | 6.77 | A | |
| 2014-015364 | 1419010033 | 5.56 | 6.22 | A | |
| 2011-008597 | 1419010040 | 5.74 | 6.40 | A | |
| 2014-015373 | 1419010047 | 5.70 | 6.83 | A | |
| 2014-015378 | 1419010056 | 5.95 | 7.14 | A+ | |
| 2014-015387 | 1419010077 | 5.70 | 7.14 | A+ | |
| 2014-015388 | 1419010078 | 5.93 | 6.78 | A | |
| 2014-015390 | 1419010081 | 5.56 | 6.22 | A | |

B-Grade B


| RegnNo | RollNo | CGPA | SGPA | SemAvgGrd | BackPapers |
|-------------|------------|------|------|-----------|------------|
| 2011-013885 | 1419010003 | 5.36 | 6.40 | A | |
| 2014-015395 | 1419010082 | 5.38 | 6.17 | A | |

Low-Pass but Lower exams not clear

| RegnNo | RollNo | CGPA | SGPA | SemAvgGrd | BackPapers |
|-------------|------------|------|------|-----------|------------|
| 2013-015594 | 1419010010 | | 6.54 | A | |
| 2012-016295 | 1419010015 | | 7.18 | A+ | |
| 2010-006023 | 1419010017 | | 6.78 | A | |
| 2014-015369 | 1419010042 | | 6.37 | A | |
| 2014-015370 | 1419010043 | | 6.94 | A | |
| 2014-015381 | 1419010060 | | 7.61 | A+ | |
| 2009-006835 | 1419010065 | | 7.51 | A+ | |

Inc-Internal/Project Marks not received

| RegnNo | RollNo | CGPA | SGPA | SemAvgGrd | BackPapers |
|-------------|------------|------|------|-----------|------------|
| 2014-015371 | 1419010044 | | | | |




 Controller of Examinations

P/189

Result Summary

| | |
|--------------------------------|----|
| Total Admitted | 61 |
| Appeared | 61 |
| Grade A+ | 12 |
| Grade A | 29 |
| Grade B+ | 10 |
| Grade B | 2 |
| Pass but Lower exams not clear | 7 |
| Internal/Project Marks not re | 1 |


Controller of Examinations